

Provider mix

Heather Reynolds, CNM, MSN, FACNM
Associate Professor, Yale University
Member, NHSC's NAC


▶ Is it all about physicians?

▶ Who are the primary care providers?

Advanced practice clinicians (APCs):

- ▶ Certified nurse-midwives(CNMs)
- ▶ Nurse practitioners(NPs)
- ▶ Physicians assistants (PAs)

Physicians (allopathic(MDs) & osteopathic (Dos)):

- ▶ Family medicine
 - ▶ General internal medicine
 - ▶ General pediatricians
- 

CNN has posed the question:

Can the nation use PAs and NPs
to provide primary care?

Shortages! shortages! shortages!

- ▶ Approximately 60% of physicians are specialists
- ▶ Family medicine lost 39 residency program between 2001-2009
- ▶ Internal medicine lost 9 residency programs 2001-2009
- ▶ Pediatrics lost 15 residency programs between 2001-2009

1. AMA “physician characteristics & distribution in the USA” <http://www.bls.gov/oco/pdf/ocos074.pdf> accessed on 8/3/09
2. Accreditation Council for graduate Medical Education. “Number of accredited programs for academic year tables 200–2001 and 2009–2009.” http://www.acgme.org/adspublic/reports/accredited_programs.asp accessed 8/3/09

Where are the PAs in Primary care?

- ▶ In 2009, of the nearly 75,000 PAs in practice, 30,000 (40%) practice in primary care

1. http://www.aapa.org/images/stories/Advocacy-issue-briefs/primary_transitional_web_layout_6-09.pdf accessed 8/3/09 @ American Academy of Physician Assistants

What do we know about NPs?

- ▶ As of 2009, there are about 125,000 practicing NPs.
- ▶ NPs do almost 600 million patient visits each year
- ▶ 66% of NPs practice in primary care ¹, down from over 80% in 2004 ²


1. http://aanp.org/NR/rdonlyres/32B74504-2C8E-4603-8949-710A287E0B32/0/AANP_NPFactsLogo709.pdf

2. The Robert Graham Center. "Physician Assistant and Nurse Practitioner Workforce Trends." October 2005. <http://www.graham-center.org/online/graham/home/publications/onepaggers/2005/op37-workforce-trends.html>

What about CNMs?


- ▶ As of 4/22/09 there were 11,576 CNMs
- ▶ *Of 2,293 CNM/CM responding to a survey in 2008:
 1. Over 73% were working full time
 2. 7% worked in CHCs
 3. Over 29% worked in hospitals/Medical Centers
- ▶ *Data from respondents to a survey, not all of CNMs included

Challenges to increase the PC workforce and mix of PCs

- ▶ Reimbursement rates/salaries
 - ▶ School debts
 - ▶ Local scope of practice laws for APCs
 - ▶ Finding the best types of sites for APCs
- 

What mix of providers work?

Community Health Centers with their interdisciplinary/multidisciplinary staff have shown that a mixture of Dentists, social workers, behavioral health practitioners, Physicians, PAs, NPs and CNMs meet the health care needs of their communities.



Questions for Group Discussion and Processing

- ▶ Should the proportion of APCs awarded NHSC scholarships or in the loan repayment program be increased?
 - ▶ What changes to the scope of practice of APCs may help ensure full use of their primary care skills?
- 